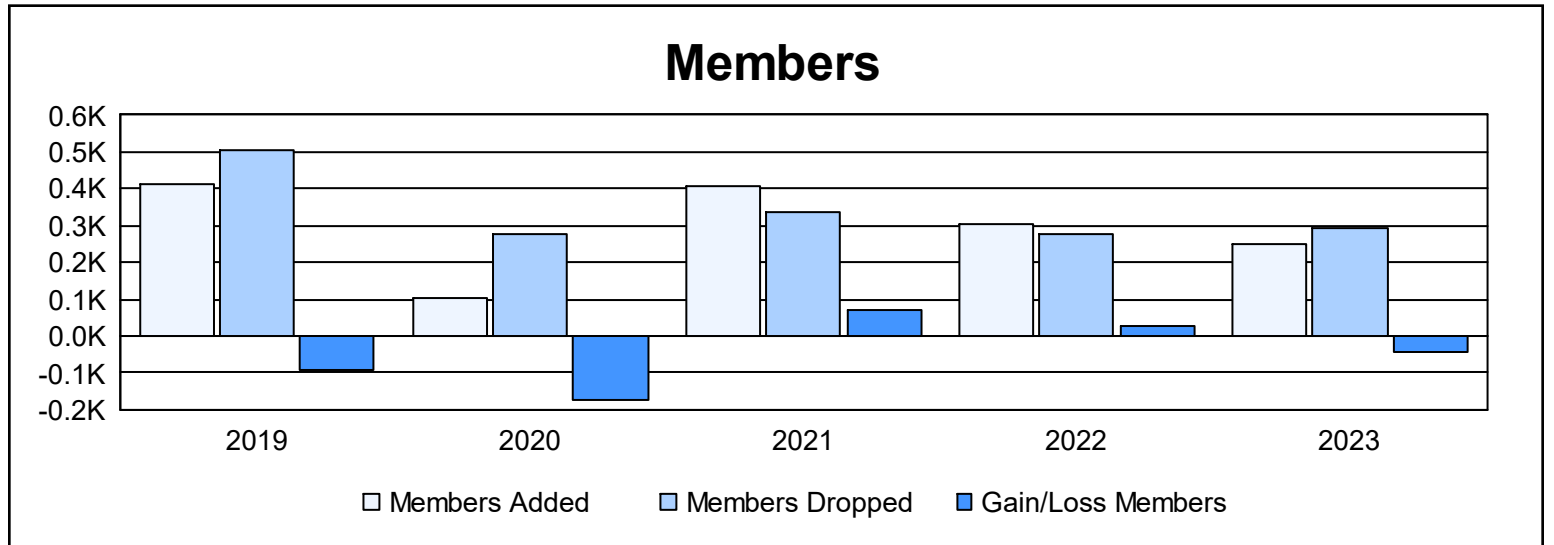
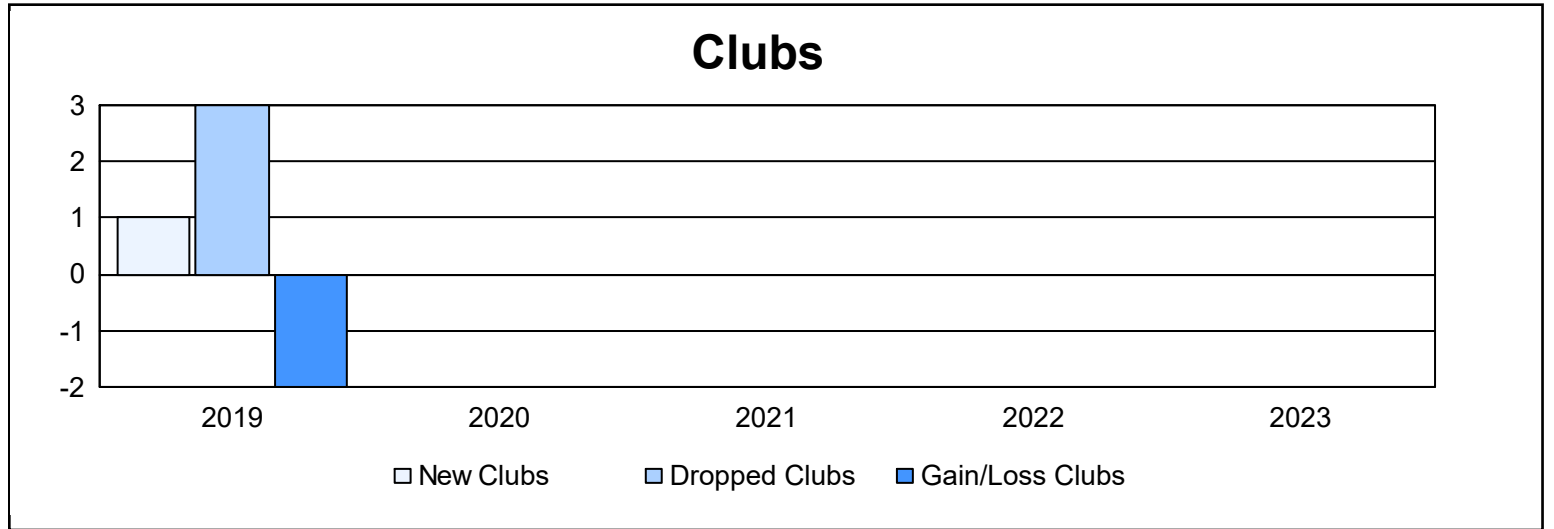
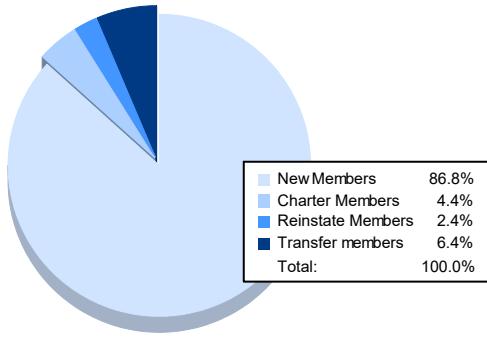


| Year | New Clubs | Dropped Clubs | Gain/ Loss Clubs | New Members | Charter Members | Reinstate Members | Transfer Members | Total Member Added | Total Members Dropped | Gain/ Loss Members |
|----------------|-----------|---------------|------------------|-------------|-----------------|-------------------|------------------|--------------------|-----------------------|--------------------|
| 2018-2019 | 1 | 3 | -2 | 311 | 68 | 18 | 18 | 415 | 505 | -90 |
| 2019-2020 | 0 | 0 | 0 | 4 | 30 | 40 | 31 | 105 | 277 | -172 |
| 2020-2021 | 0 | 0 | 0 | 358 | 12 | 6 | 29 | 405 | 334 | 71 |
| 2021-2022 | 0 | 0 | 0 | 277 | 12 | 4 | 10 | 303 | 277 | 26 |
| 2022-2023 | 0 | 0 | 0 | 217 | 11 | 6 | 16 | 250 | 292 | -42 |
| Average | 0 | 1 | 0 | 233 | 27 | 15 | 21 | 296 | 337 | -41 |



Membership Composition June 2023 Cumulative



Gender Composition June 2023 Cumulative

